



DECEMBER 2021

# QUARTERLY OPERATIONAL REPORT

TARANAKI REGIONAL COUNCIL

# Table of contents

---

Executive summary.....	1
Introduction .....	2
Resource management .....	3
Resource management planning.....	3
Consent processing and administration.....	5
Compliance monitoring programmes .....	6
Pollution incidents and response .....	8
State of the environment monitoring .....	9
Resource investigations and projects.....	11
Sustainable land management plans and plant supply programme.....	13
Enhancement grants.....	15
Biosecurity and biodiversity.....	17
Biosecurity and biodiversity planning .....	17
Biosecurity/pest management.....	18
Biodiversity.....	20
Towards Predator Free Taranaki.....	22
Transport.....	24
Regional land transport planning .....	24
Passenger transport.....	25
Harbour management .....	27
Hazard management.....	28
Civil defence emergency management.....	28
Flood management and general river control.....	30
River control schemes .....	32
Recreation, culture and heritage.....	33
Regional gardens.....	33
Yarrow Stadium .....	35
Regional representation, advocacy and investment management .....	36
Investment management.....	36
Community engagement.....	38
Advocacy and response.....	40
Governance .....	41

ISSN 2463-4808  
Document 2984909



## Executive summary

---

This is the Quarterly Operational Report (QOR) for the three months ended 31 December 2021. The purpose of a QOR is to present a snapshot of the Council progressing through the delivery of the programme of activities agreed to in that year's annual plan or long-term plan. It is designed to give a feel for how the Council is progressing and the forecast for the rest of the year.

This QOR presents the achievement of the programmes of work established for 2021/2022 in the *2021/2031 Long-Term Plan*.

Except as noted below the Council is achieving all the measures and targets established for 2021/2022 in the *2021/2031 Long-Term Plan*.

The following performance measures are noted as being orange. That is, performance to date is at risk of not achieving the target or there is a risk that the year-end performance may not be achieved:

- Develop and implement a strategy for the distribution of income from the sale of Waitara leasehold land (70% of proceeds) toward the restoration, protection, and enhancement of the environmental, cultural and spiritual health and well-being of the Waitara River and the Waitara River catchment. All distributions are to be within the roles and responsibilities of the Taranaki Regional Council.
- Develop and implement a strategy for the distribution of income from the sale of Waitara leasehold land (30% of proceeds) toward any matter in Waitara or in the lower catchment of the Waitara River. All distributions are to be within the roles and responsibilities of the Taranaki Regional Council.

The following performance measures are noted as being red. That is, performance to date has not achieved the target or the performance for the rest of the year is unlikely to achieve the target:

- NIL

# Introduction

---

The purpose of a Quarterly Operational Report (QOR) is to present a snapshot of the Council progressing through the delivery of the programme of activities agreed to in that year's annual plan or long-term plan. It is designed to give a feel for how the Council is progressing and the forecast for the rest of the year.

The QOR is structured in the following manner for each activity within each one of the six groups of activity:

- The objective for that activity
- Commentary/Highlights – a high level overview of how that activity is progressing and any indications for future performance. Case studies and/or matters of interest may also be included in this section.
- Outputs/Key performance indicators – these are the annual plan/long-term plan measures for the year together with actual performance to date. "NF" (non-financial status) is the performance year to date and "E" (expected future status) is the forecast for the rest of the year. The colours are as defined below.
- Scoreboard – Outputs/Key performance indicators – this is a graphical representation of how performance is progressing and how it is forecast to progress for the rest of the year. The key is:
  - green – performance is on target for the year or is forecast to remain on target for the year
  - orange – performance to date is at risk of not achieving the target or there is a risk that the year-end performance may not be achieved
  - red – performance to date has not achieved the target or the performance for the rest of the year is unlikely to achieve the target
  - grey – the performance measure has been delayed
  - black – reporting on the performance measure has not been updated or the forecast for the rest of the year has not been updated.
- Further explanation of all performance that is not "on target" is provided.

# Resource management

## Resource management planning

Preparing, adopting and maintaining comprehensive and publicly considered policies, plans and strategies that will deliver to the Taranaki community, efficient and effective management of the Council's functions and Taranaki's natural and physical resources.

### Commentary/Highlights

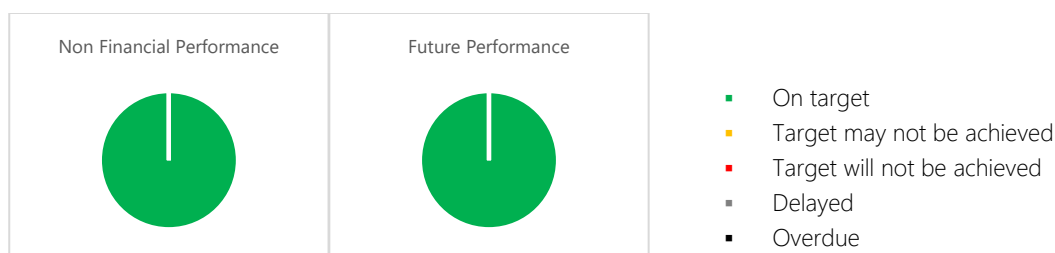
The focus has been on completing the Coastal Plan review. The Plan and appeals are now before the Environment Court and subject to mediation. Most of the appeals have been successfully resolved, with one remaining. The Government's major Essential Freshwater programme has been released and staff have developed an implementation programme. The programme represents a significant shift for the Council and the Taranaki community. Work on the Natural Resources Plan, that will implement the programme, continues. Recently agreement was reached with the iwi leaders group concerning commissioning some work to provide iwi input into the freshwater planning process. The RPS review is underway and this document will be incorporated into the Natural Resources Plan.

### Outputs/Key performance indications

PERFORMANCE MEASURE	ACTUAL PERFORMANCE
Complete preparation/full reviews and interim reviews of resource management policies, plans and strategies:	
Regional Policy Statement: Commence full review in 2020/2021 as part of the development of a combined natural resource management plan.	<p>The Regional Policy Statement for Taranaki (RPS) was made operative in January 2010. An interim review of the RPS has been completed, involving the preparation and targeted consultation of an Interim Review Report in 2017. Project brief to commence review of the RPS was received at the Policy and Planning Committee meeting of 1 September with draft provisions being populated into e-Plan format and a public survey and workshop held on the development of a freshwater vision.</p> <p><b>N E</b></p>
Regional Coastal Plan: Full review continued in 2020/2021.	<p>The review is ongoing. A Proposed Coastal Plan and Section 32 evaluation report have been prepared. The Schedule 1 Plan review process continues. Hearing of submissions occurred on 24 July and 1 August 2019. A decisions report and revised Plan were adopted and publicly notified. Currently involved in Environment Court mediation regarding 10 appeals on the Proposed Plan. All matters of appeal been resolved except for oil and gas issues. Mediation is continuing.</p> <p><b>N E</b></p>

PERFORMANCE MEASURE	ACTUAL PERFORMANCE
<p>Regional Air Quality Plan: Commence full review in 2020/2021 as part of the development of a combined natural resource management plan.</p>	<p>The review of the Regional Air Quality Plan for Taranaki was completed and made operative on 25 July 2011. A draft interim review report of the efficiency and effectiveness of that Plan has been completed with the report adopted. Decision made to commence an early review of the Air Quality Plan and work is in progress as part of the preparation of a Natural Resources Plan.</p> <p style="text-align: center;"><b>N</b> <b>E</b></p>
<p>Regional Fresh Water and Land Plan: Full review continued in 2020/2021 and will form part of the development of a combined natural resource management plan.</p>	<p>The reviews of the freshwater and soil plans are ongoing. Focus is on developing and combined provisions into a new Natural Resources Plan that incorporates feedback on an earlier draft Plan, incorporates the findings of more recent engagement and investigations, is aligned with the Proposed Coastal Plan provisions, and will give effect to National Planning Standards. Preparation of the Draft Section 32 Evaluation Report has also commenced, which has been informed by further work and studies, including a review of limits for environmental flows and the effectiveness of riparian management. Progressive Implementation Programme and regional swimmability targets reviewed and adopted. Consultant reports on environmental flows has been received and stakeholder/iwi workshops held. Wai Maori working group established to facilitate tangata whenua engagement and input. Currently draft plan provisions being developed to give effect to National Planning Standards and new NPS-FM and NES-F.</p> <p style="text-align: center;"><b>N</b> <b>E</b></p>

Scoreboard – Outputs/Key performance indications



Explanation for key performance indications other than "On target"

N/A

## Consent processing and administration

Managing the Council's resource consenting responsibilities by efficiently and effectively providing advice on consenting obligations and processing applications.

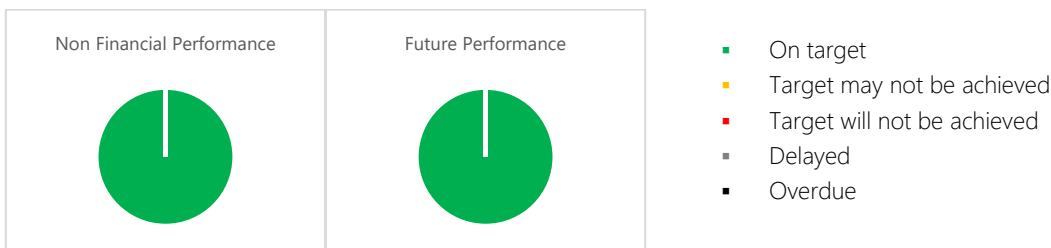
### Commentary/Highlights

The number of consents processed for the quarter was similar to last year. The 100% consent processing time frame compliance has been maintained, meaning activities are not being delayed. An appeal on the Remediation Hearing Committee decision is being mediated, but an Environment Court hearing is likely.

### Outputs/Key performance indications

PERFORMANCE MEASURE	ACTUAL PERFORMANCE
Provide accurate and timely information in response to all appropriate requests for assistance in implementing Regional Plan rules.	Timely and appropriate information has been provided for all information requests.  NF E
Process and determine all of accepted resource consent applications (approximately 400 consents per annum), in compliance with the Resource Management Act 1991, including compliance with statutory timeframes, and the Council's Resource Consents Procedures document.	All of the 9 resource consent applications processed during the month, and 123 during the year to date, were completed in accordance with the statutory procedures of the Act and the Council's Resource Consents Procedures documentation.  NF E
Successfully defend 100% of consent decisions appealed to the Environment Court.	Mt Messenger decision upheld by Environment Court, but there is an appeal to the High Court yet to be determined. No other consents have been appealed.  NF E
Minimise the number and duration of resource consent hearings by resolving, through the pre-hearing process, at least 50% of submissions received on resource consent applications.	No applications with submissions processed during the year to date yet  NF E

### Scoreboard – Outputs/Key performance indications



### Explanation for key performance indications other than "On target"

N/A






## Compliance monitoring programmes

Undertaking effective and efficient monitoring of resource consents and, where necessary, undertaking successful enforcement action.

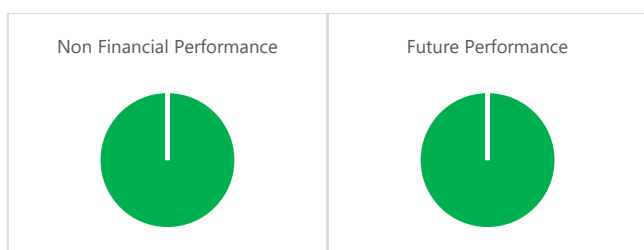
### Commentary/Highlights

The implementation of 109 individual compliance monitoring programmes relating to all major consents for the 2021/2022 monitoring period is now underway. By the end of November 2021, 27 reports had been completed and submitted, with a significant number due during Q2. Additionally, 224 inspections of minor industrial operations and 610 annual dairy inspections have been completed so far this reporting year. Officers continue to undertake appropriate monitoring and enforcement action as necessary, with 191 abatement notices and 55 infringement notices issued.

### Outputs/Key performance indications

PERFORMANCE MEASURE	ACTUAL PERFORMANCE
100% of individual compliance monitoring programmes for all major consents designed, implemented and publicly reported upon (approximately 110 individual compliance monitoring programmes per annum) within the negotiated budgets and completed within nine months of the end of the monitoring period.	110 individual scheduled compliance programmes were designed and implemented in the 2020/2021 year, the majority of which are reported on annually (during 2021/2022). By the end of November 2021, 27 reports have been completed and submitted. Overall the level of compliance monitoring on tailored monitoring programmes has remained relatively static. The implementation of 109 individual compliance monitoring programmes for the 2021/2022 monitoring period is underway.  
Implement and report on 100% of recommendations arising from prior year's monitoring of resource consents subject to an individual compliance monitoring programme.	Within each compliance monitoring annual report, recommendations from previous reports are set out and their implementation, via monitoring programme design and consent reviews, is reported upon. Implementation of every recommendation is reported within the relevant report.  
Implement annual programmes for 100% of resource consents for agricultural discharges and 90% of minor industries not otherwise subject to an individual compliance monitoring programme (approximately 3,300 inspections per annum).	224 inspections of minor industrial operations have been completed. These inspections are to ensure good environmental practices are being achieved. 610 annual dairy inspections have been completed.  

### Scoreboard – Outputs/Key performance indications



- On target
- Target may not be achieved
- Target will not be achieved
- Delayed
- Overdue

Resource management

Explanation for key performance indications other than "On target"

N/A

## Pollution incidents and response

Responding effectively to pollution incidents, reducing the occurrence and effects of pollution and other unauthorised incidents and, where necessary, undertaking successful enforcement action.

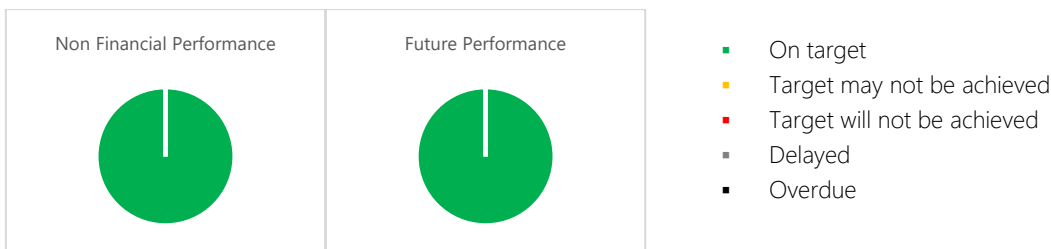
### Commentary/Highlights

Implemented the Enforcement Policy and successfully used a wide range of enforcement tools, including initiating prosecutions for major non-compliance. There is currently one prosecution in the court system.

### Outputs/Key performance indications

PERFORMANCE MEASURE	ACTUAL PERFORMANCE
Respond to all consent non-compliance and implement appropriate advisory and enforcement actions to require 100% compliance with resource consents, regional plans and/or national environmental standards.	<p>During compliance monitoring, 80 non-compliance with resource consent conditions were identified. Issued 15 fourteen day letters, 56 abatement notices and 22 infringement notices. No prosecutions have been initiated as a result of consent non-compliance.</p> <p><b>N</b> <b>E</b></p>
Respond to 100% of pollution and other complaints (generally within four hours of receipt) and where appropriate instigate control, clean up and enforcement procedures, where reasonable and appropriate, and publicly report on all environmental incidents.	<p>Responded to all 266 reported incidents (100%) within the required timeframe. Instigated control and clean-up where required. Issued 12 fourteen day letters, 30 abatement notices and 26 infringement notices. No prosecutions have been initiated as a result of unauthorised incidents.</p> <p><b>N</b> <b>E</b></p>
Administer and implement the Taranaki Regional Marine Oil Spill Response Plan as agreed with Maritime New Zealand including responding to 100% of oil spills.	<p>Administered the Tier II Taranaki Regional Oil Spill Response Plan in accordance with the programme agreed with Maritime New Zealand. No marine oil spills have occurred that warranted actioning the Plan.</p> <p><b>N</b> <b>E</b></p>

### Scoreboard – Outputs/Key performance indications



### Explanation for key performance indications other than "On target"

N/A



## State of the environment monitoring

Monitoring the state of the environment in Taranaki to enable periodic evaluation of the state of and trends in environmental quality and of the effects of the implementation of the Council's policies and plans.

### Commentary/Highlights

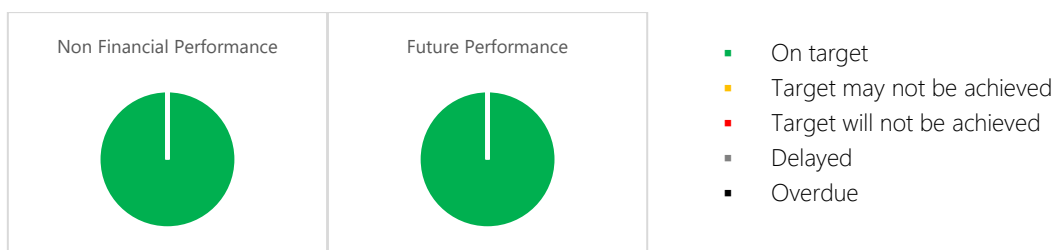
State of the environment monitoring continues, with a number of technical reports scheduled to be published in coming months. The annual update of the LAWA website was delivered in September 2021, and we continue to engage in national EMaR (environmental monitoring and reporting) programmes alongside other regional councils and the Ministry for the Environment. Work is underway to assess the suitability of existing SoE monitoring network for delivery of national freshwater monitoring requirements, which includes new measures and limits. Work continues towards publication of the next omnibus 'State of the Environment' report covering all environmental domains in the region which is scheduled for delivery in early-mid 2022. A review of the recreational bathing programme to better align with national monitoring and reporting requirements was undertaken, with changes made for the 2021-2022 season.

### Outputs/Key performance indications

PERFORMANCE MEASURE	ACTUAL PERFORMANCE
<p>Implement and report on 100% of the Council's state of the environment monitoring programmes comprising monitoring of surface fresh water quantity, levels and flows, fresh water quality, groundwater quantity and quality, coastal waters, biodiversity, air quality and land use sustainability using recognized and reputable methods of data collection, analysis and reporting in accordance with the Council's State of the Environment Monitoring Procedures document and State of the Environment Monitoring Programmes.</p>	<p>Implementing 100% of the state of the environment monitoring programmes, in accordance with the programmes prepared for 2020/2021.</p> <p style="text-align: center;"></p>
<p>Monitor, review and where appropriate, further develop existing programmes by 30 June of each year.</p>	<p>The new NPS for freshwater has extend the attributes currently monitored. There are a wide range of new analyses required, at both existing and new sites (13 additional compulsory attributes, including in-stream biotic integrity measures, suspended and deposited sediment, and dissolved oxygen; fish distribution, diversity and abundance; fish passage and barriers, and new networks of sites). The work will encompass physical, chemical, ecological, and hydrological data gathering, collation, and reporting, together with the associated infrastructure support (in-stream monitoring and telemetering devices). Existing state of the environment monitoring is being delivered as scheduled, with the physicochem, MCI, Lake Rotorangi and Rocky Shore reports, commenting on data collected between 2017 and 2019, already published this year.</p> <p style="text-align: center;"></p>

PERFORMANCE MEASURE	ACTUAL PERFORMANCE
<p>Develop, implement and report on additional programmes as stipulated in the 2020 National Policy Statement for Freshwater, for mahinga kai, periphyton, threatened species, sediment and stream health index</p>	<p>A stocktake of existing monitoring and comparison against the new requirements is underway. This includes a review and reconciliation of existing monitoring programmes for freshwater and contact recreation, to seek efficiencies within existing programmes, prior to developing additional monitoring programmes.</p> <p><b>N E</b></p>
<p>Prepare and publish the five-yearly state of the environment report. The reports are due in 2020 and 2025.</p>	<p>The preparation of the latest State of the Environment report is progressing well. The transition of our data to the digital platform will be progressed moving forward.</p> <p><b>N E</b></p>
<p>Maintain all quality assurance programmes and information databases for hydrometric, air quality, physicochemical freshwater, terrestrial biodiversity, freshwater biological and marine biological data. International Accreditation New Zealand registration for chemical analysis maintained by the contract laboratory.</p>	<p>All quality assurance programmes and information databases for hydrometric, air quality, physicochemical freshwater, terrestrial biodiversity, fresh water biological and marine biological data, are being maintained. The Council's contract laboratory maintains International Accreditation New Zealand accreditation for the majority of tests undertaken on behalf of the Council.</p> <p><b>N E</b></p>
<p>Maintain public access to on-line live regional data on hydrology, meteorology, soil moisture and bathing beach water quality.</p>	<p>Live on-line data was maintained and reported for 41 hydrology sites (40 in 2019/2020), 29 meteorology sites (29), 10 soil moisture sites (11), 18 freshwater bathing (19) and 14 marine bathing (12) water quality sites.</p> <p><b>N E</b></p>

Scoreboard – Outputs/Key performance indications



Explanation for key performance indications other than “On target”

N/A



## Resource investigations and projects


Providing relevant research information for resource management purposes.

### Commentary/Highlights

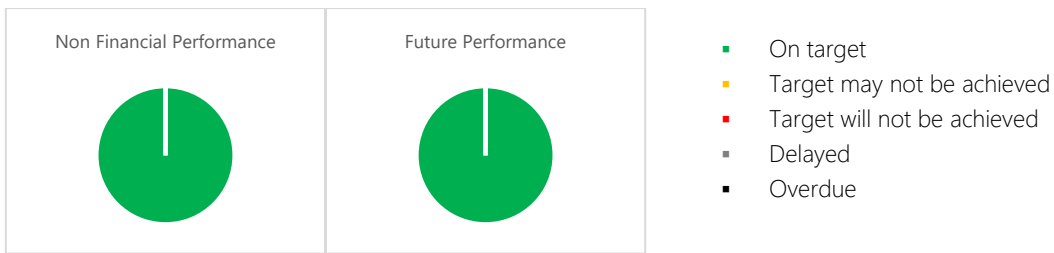
Research and resource investigation activities with partner agencies continue, with a particular focus on the impacts of land use activities, water use and farm management practices. This includes an investigation of water use and water quality in the Waiokura catchment, and an investigation of the use of constructed wetlands for better water quality outcomes. We continue to support studies into the effects of fertilisers and farm activities on soil health and productivity, crop integrity, and animal health, as opportunities present themselves. Other research activities have included faecal isource investigations in the Oakura and Timaru catchments, and the development of a nutrient modelling framework to support implementation of Government's Essential Freshwater package. Engagement in the MBIE-funded 'Curious minds' community-based science programme has continued. We continue to support national-Envirolink tools projects and have recently secured access to Envirolink advice grants.

### Outputs/Key performance indications

PERFORMANCE MEASURE	ACTUAL PERFORMANCE
<p>Over the period of the <i>2021/2031 Long-Term Plan</i> we intend to undertake a range of resource investigations and applied research projects. These are normally undertaken in partnership with science providers, other councils or resource users but may also include a range of other parties, including iwi, as potential partners for resource investigations and projects. Specifically for 2021/2022:</p>	
<p>Investigate mitigation, migration and attenuation of usage and loss of water, nutrients and sediment through land and water.</p>	<p>Specific investigations and modelling work being commissioned as data gaps and research needs are identified and prioritised. A number of these investigation will be commissioned to support NPS-FM implementation and regional plan development processes. These include assessing on-farm water use and water use efficiency, regional sediment modelling (Sednet), regional nutrient modelling and load assessment, a regional nitrate in freshwater survey and investigations into the role of 'natural' of phosphorous and sediment sources.</p> <p style="text-align: center;"></p>
<p>Support studies into the behaviour and bioavailability of cadmium and other contaminants in agricultural soils and fertilizer.</p>	<p>Staff will support such studies into the behavious and bioavailability of cadmium and other contaminants, as and when opportunities are presented throughout the reporting year.</p> <p style="text-align: center;"></p>

PERFORMANCE MEASURE	ACTUAL PERFORMANCE
<p>Engagement in “Envirolink” and other science research opportunities, to enhance knowledge base for policy development and implementation.</p>	<p>During the reporting period, Council was confirmed as eligible for Envirolink-funded research from the 2021-22 reporting year onward, providing access to Envirolink advice grants to advance relevant research within the Taranaki Region. In addition, we continue to participate in national projects and tools development.</p> <p style="text-align: center;">  </p>

Scoreboard – Outputs/Key performance indications



Explanation for key performance indications other than “On target”

N/A

## Sustainable land management plans and plant supply programme

Promoting sustainable land and riparian management by providing land management advice and information on an individual property basis and through advocacy and facilitation.

### Commentary/Highlights

All planting of PWER funded plants completed by contractors despite delays due to Covid lockdowns. Monitoring of implementation and reporting to close off the 2 year project before the end of June. All auditing and processing of STRESS grants for forestry and winter fencing completed. Riparian plan auditing and hill country mapping has commenced. Intensive Winter grazing training has been completed so obligations can be met. Satellite monitoring project initiated by government to identify 2020 IWG levels so that any expansion can be measured against.

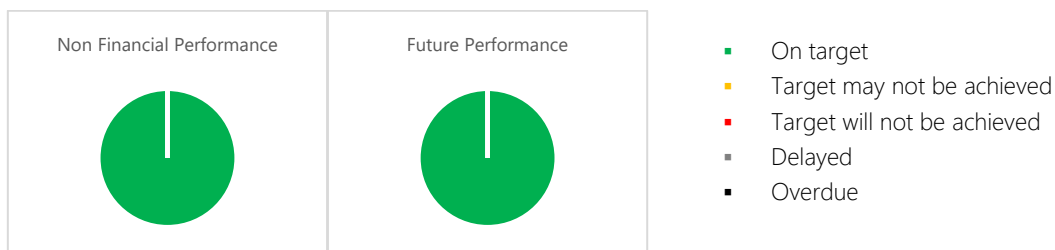
### Outputs/Key performance indications

PERFORMANCE MEASURE	ACTUAL PERFORMANCE
Planning services. Provide property planning services to landholders. Prepare plans covering 10,000 ha of land use capability mapping in the hill country and 30 riparian plans in the intensive water management zone.	For the month of December 2021, 0 new riparian plans (plus 0 add-ons) were prepared. 1 have been completed for the year. For the month of November 2021, 6 farm plans and 0 agroforestry plans have been prepared/started. Year to date, 0 comprehensive farm plans and 0 agroforestry plans have been prepared covering 0 hectares of LUC mapping. With new staff having completed LUC training and mapping under way we will see marked increase in the coming months. Plans cover 68.7% or 210,294 hectares of the land in private ownership in the hill country.  NF E
Monitoring and reporting. Liaise with and monitor approximately 2,600 riparian plans and 150 farm plans and report on the implementation of the recommended fencing and planting.	As at end of Dec, there have been 5,330 liaisons (978 observations and 4,352 events). As at 30 Dec, a total of 5,969.5 km of new fencing has been erected and 4,390.2 km of new planting has been established, resulting in 89.13% of waterways protected by fencing and 79.8% of waterways having adequate vegetation where recommended, respectively. For the year to date, 12% of the farm plan, 3-year monitoring cycle has been completed for the year. With 17/141 required CFP and AFP having been monitored. New staff will be trained in the monitoring process on completion of their first few plans and their work in this space will see monitoring stats increase through to June 22.  NF E
Provision of advice. When requested, provide advice on sustainable land management practices within ten working days.	Responded to 1 requests for the month. YTD = 44 requests responded to.  NF E
Provide, on a cost-recovery basis, approximately 550,000 suitable plants for land stabilisation, soil conservation and riparian planting programmes.	YTD 279,740 Plants sold.  NF E



PERFORMANCE MEASURE	ACTUAL PERFORMANCE
<p>Implement the South Taranaki and Regional Erosion Support Soil Conservation Programme including an estimated 4,000 poplar poles, 233 ha of protection forestry and construction of 17 km of retirement fencing to retire 200 ha of marginal land.</p>	<p>Until the end of December, \$479,059.00 of forestry has been approved with \$00.00 unallocated. Forestry for the 2021 financial year is complete with 100% spend. Approved forestry fencing accounts for \$102,035.00 and approved reversion fencing accounts for \$30,750.00 of the \$210,941.00 available. MPI has approved the return of the reversion tool with \$30,000 being allocated from the 21/22 fencing budget to reversion. \$2,5000 remains in the reversion budget to June 22. Poles have incurred \$80,400. In total, of the \$801,000 budget allocated for the year, \$103,657.00 remains unallocated. Project planning is ongoing and will see 100% spend by June 22.</p> <p style="text-align: right;"> <span style="background-color: #4CAF50; border-radius: 50%; padding: 2px 5px;">NF</span> <span style="background-color: #4CAF50; border-radius: 50%; padding: 2px 5px;">E</span> </p>

Scoreboard – Outputs/Key performance indications



Explanation for key performance indications other than “On target”

N/A

## Waitara River Catchment

Restoring, protecting, and enhancing the environmental, cultural, and spiritual health and well-being of the Waitara River, the Waitara River catchment and the lower catchment of the Waitara River. These functions must be performed only in relation to matters that are within the role and responsibilities of the Council under the *Local Government Act 2002* or any other Act.

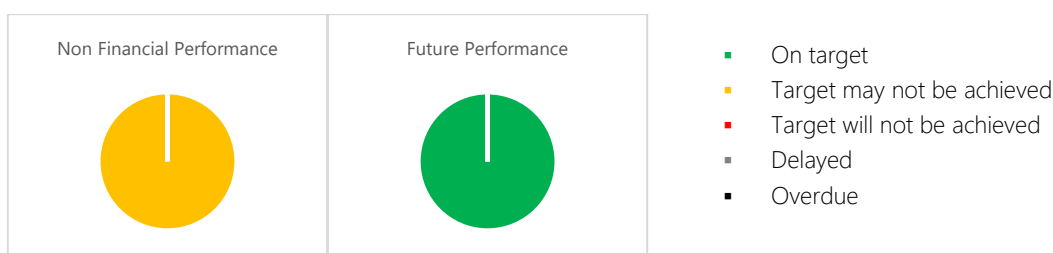
### Commentary/Highlights

In initial stages of working with iwi to establish the Waitara River Committee and to develop a strategic plan.

### Outputs/Key performance indications

PERFORMANCE MEASURE	ACTUAL PERFORMANCE
Develop and implement a strategy for the distribution of income from the sale of Waitara leasehold land (70% of proceeds) toward the restoration, protection, and enhancement of the environmental, cultural and spiritual health and well-being of the Waitara River and the Waitara River catchment. All distributions are to be within the roles and responsibilities of the Taranaki Regional Council.	This has been partially work-shopped. However, the strategy must be developed with iwi. The governance group will be made up of iwi and TRC representation - iwi are working through who will be on the governance group representing iwi. The strategy cannot be developed until iwi representation has been decided.  
Develop and implement a strategy for the distribution of income from the sale of Waitara leasehold land (30% of proceeds) toward any matter in Waitara or in the lower catchment of the Waitara River. All distributions are to be within the roles and responsibilities of the Taranaki Regional Council.	This has been partially work-shopped. However, the strategy must be developed with iwi. The governance group will be made up of iwi and TRC representation - iwi are working through who will be on the governance group representing iwi. The strategy cannot be developed until iwi representation has been decided.  

### Scoreboard – Outputs/Key performance indications



### Explanation for key performance indications other than “On target”

Committees yet to be appointed. Iwi are currently working through who will be on the governance group. The strategy will be developed once the representation has been decided.

## Enhancement grants

Promoting the protection of the environment through the provision of targeted enhancement grants.

### Commentary/Highlights

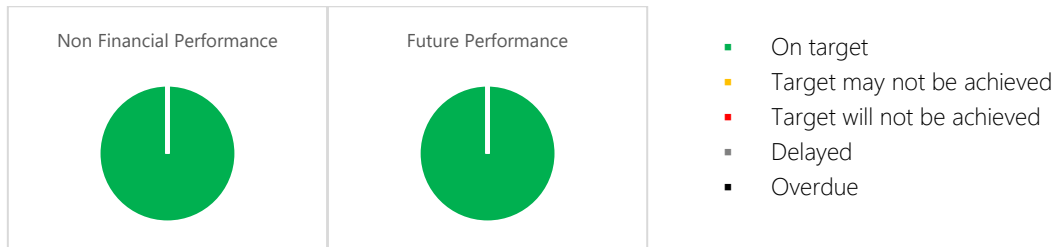
Due to the timing of the year Environmental Enhancement Grants allocation is low. Allocations will be made by the end of the year.

### Outputs/Key performance indications

PERFORMANCE MEASURE	ACTUAL PERFORMANCE
Implement a programme using environmental enhancement grants for the protection of habitats of regional significance.	Environmental Enhancement Grants allocation is \$96,018.55 with \$5,052.60 paid out in grants. \$53,150.69 is allocated for LM WCF wetland projects with \$23,535.89 paid out in grants. Willow Control Fund: \$28,930 (proposed) proposed to projects in 2021/2022 with \$0.00 paid out in grants.

N E

### Scoreboard – Outputs/Key performance indications



### Explanation for key performance indications other than "On target"

N/A

# Biosecurity and biodiversity

## Biosecurity and biodiversity planning

Preparing, adopting and maintaining comprehensive and publicly considered policies, plans and strategies that will deliver to the Taranaki community, efficient and effective management of the Council's biosecurity and biosecurity functions.

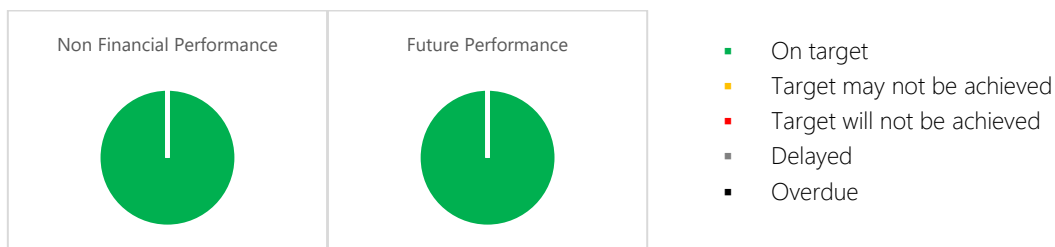
### Commentary/Highlights

Pest management plan and strategy, delivering efficient and effective management of biosecurity functions, are in place in accordance with statutory requirements.

### Outputs/Key performance indications

PERFORMANCE MEASURE	ACTUAL PERFORMANCE
Undertake a partial review of the Pest Management Plan for Taranaki in 2020/2021, an interim review in 2022/2023 and a ten-year full review in 2027/2028.	A review of the pest plant and animal strategies was completed with a new Pest Management Plan and TRC Biosecurity Strategy adopted in February 2018. A partial review of the Pest Plan has been completed relating to a proposal to include mustelid rules. The revised Plan was adopted at the Ordinary meeting of May 2021.  <b>N E</b>

### Scoreboard – Outputs/Key performance indications



### Explanation for key performance indications other than "On target"

N/A

## Biosecurity/pest management



Controlling pest plants and animals to minimise their adverse effects on biodiversity, primary production and the regional economy and environment.

### Commentary/Highlights

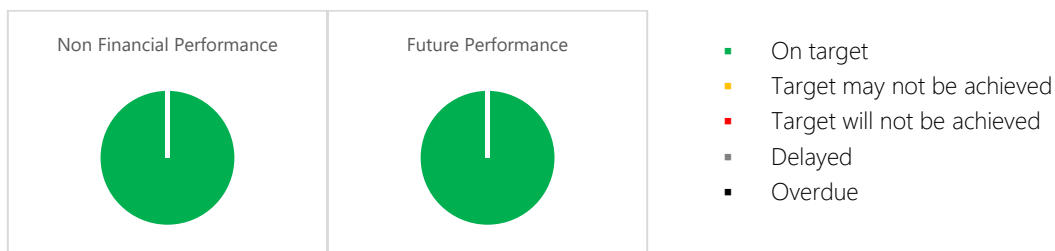
Pest management plan and strategy, delivering efficient and effective management of biosecurity functions, are in place in accordance with statutory requirements. The self-help possum control programme's main focus has been on landowners in the southern zone and monitoring the eastern zone following its control, possum numbers are increasing with more follow up control being required, this will see an increase in Notices of Direction early next quarter. Public inquiries for a range of pest plant and pest animals continue to be responded to. The next phase of Old Man's Beard control within the Waingongoro catchment commenced with contractor tackling steep riverbanks.

### Outputs/Key performance indications

PERFORMANCE MEASURE	ACTUAL PERFORMANCE
<p>Undertake operational programmes through both the <i>Pest Management Plan for Taranaki</i> and the <i>Biosecurity Strategy</i> including: Eradication of selected pest plants.</p>	<p>Two hundred and four active infestation sites of eradication pest plant identified last year all will be inspected and control undertaken as appropriate. Eradication Pest Plants - 26 direct control inspections undertaken this quarter. No small scale control of boneseed total this quarter(6) for the year.</p> <p><b>N E</b></p>
<p>Undertake at least 25 environmental condition assessments at identified sites.</p>	<p>Conducted sixteen new ecological Condition Assessments for landowners in the first six months of the financial year. Some of these sites may meet significance criteria, and go on to be scheduled as KNEs and receive biodiversity Plans in the future, and some sites may not meet KNE criteria however still provide contextual biodiversity habitat. Either way landowners will receive information to help identify biodiversity values on their land, and they will be supported with advice to help manage those values (e.g. covenanting, fencing, pest plant and animal management, planting, monitoring). During the previous 20/21 financial year sixty-one new ecological Condition Assessments were carried out.</p> <p><b>N E</b></p>

PERFORMANCE MEASURE	ACTUAL PERFORMANCE
Inspection, monitoring and where necessary, enforcement of sustained control pest programmes.	929 maintenance facilitations for the self-help possum control programme undertaken this quarter (YTD 1552). Publication and distribution of the first edition of the new Pest Bulletin. This will be produced and delivered quarterly. 157 monitors undertaken this quarter (YTD 215). Post trap catch monitoring result is currently 9.72%. It is very early in the monitoring programme with only 55 lines undertaken. Six Notice of Direction's have been issued for possums this quarter(YTD 7). 128 pest plant inspections undertaken this quarter (YTD 151) five Notice of Directions for sustained control pest plants (YTD 6).  
Raising public awareness of and respond to enquiries related to pest issues.	Continued to raise awareness through the various media outlets. Received 37 enquiries for pest animals this quarter (YTD 69). 24 enquiries for pest plants received (YTD 40).  

Scoreboard – Outputs/Key performance indications



Explanation for key performance indications other than “On target”

N/A

## Biodiversity

Maintaining and enhancing the indigenous biodiversity of the Taranaki region and managing pests to limit the impact on production and environmental values, including working alongside landowners and other groups and agencies in accordance with the Council's policies and its biodiversity and biosecurity strategies.

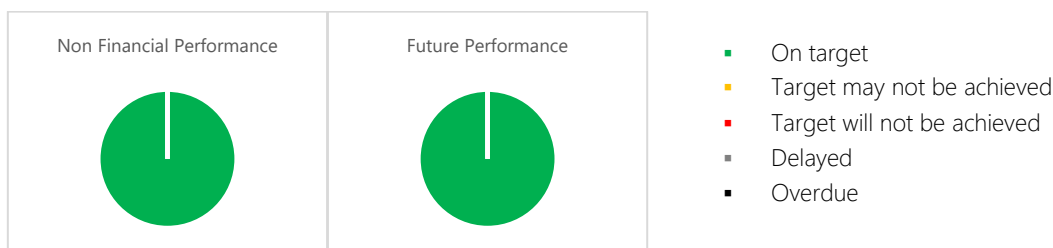
### Commentary/Highlights

New Biodiversity plans and work programmes are being prepared to protect habitat, threatened and regionally distinctive species. The bulk of the field work will be undertaken on these sites throughout summer. Continue to undertake ecological assessments to identify new Key Native Ecosystems (KNEs).

### Outputs/Key performance indications

PERFORMANCE MEASURE	ACTUAL PERFORMANCE
Continue to assess ecosystem sites within the region on a voluntary basis, in order to identify further key native ecosystems.	<p>The inventory of Key Native Ecosystems is regularly maintained and updated. At 1 July 2021, the inventory contained 341 sites (300 at June 2020). Recent work towards identifying further KNEs has seen staff conduct sixteen site ecological Condition Assessments for landowners since 1 July; to date yielding 3 new scheduled KNE's.</p> <p><b>NF E</b></p>
Prepare at least 20 biodiversity plans per annum for properties containing key native ecosystems (KNE).	<p>Work is progressing well with the preparation of twenty+ Biodiversity Plans for KNE sites/landowners during the 21/22 financial year (24 in 2020/21). At the end of December 2021 nineteen new Biodiversity Plans have been completed, six more are progressing well, and five are progressing slowly or are on hold.</p> <p><b>NF E</b></p>
Initiate and support implementation of work programmes on all KNE's with a biodiversity plan.	<p>Annual works programmes have been reviewed, prepared and approved for all 185 KNE sites with active Biodiversity Plans, for the 21/22 financial year. Works have been initiated at some sites in the first five months of the financial year, primarily planting, provision of trapping supplies and preparations for pest plant control later in spring/summer. As the twenty+ new Biodiversity Plans to be prepared this year are completed new works programmes will also be initiated at those sites.</p> <p><b>NF E</b></p>

### Scoreboard – Outputs/Key performance indications



Biosecurity and biodiversity

Explanation for key performance indications other than "On target"

N/A



## Towards Predator Free Taranaki

A large-scale project aimed at restoring Taranaki’s unique wildlife, plants and protecting the region’s lifestyles and livelihoods by removing introduced predators using the latest trapping techniques, innovation and technology, sharing lessons learned as the country works towards its Predator Free 2050 target. The region-wide project is working with residents, businesses, schools, iwi, environmental and community groups to remove possums, rats and mustelids (stoats, ferrets and weasels) from urban, rural and public land around Taranaki Maunga. The shared vision is to see abundant and diverse native wildlife and plants flourishing in Taranaki in the absence of introduced predators, which are one of the greatest threats to Taranaki’s biodiversity, lifestyles and livelihoods; particularly in tourism and primary industries.

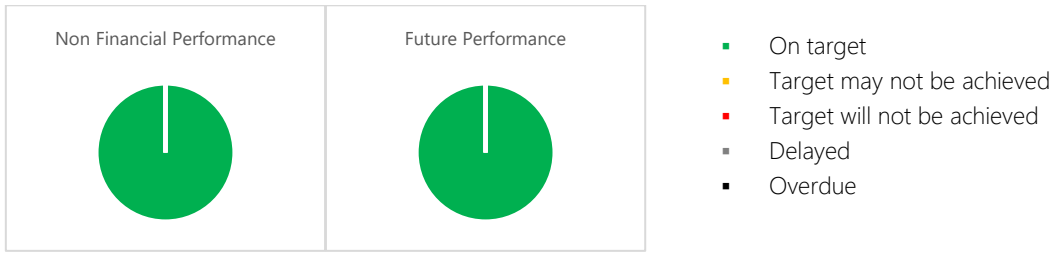
### Commentary/Highlights

The farmland areas of the Zero possum trial area have not detected any possums in the last seven months, however there remains some survivors in the Kaitake Range that are proving difficult to root out. Hunters using both dogs and thermal cameras continue to work hard to detect and remove these animals. Rural: Contractors commenced work on the next phase of the mustelid trapping around in Oeo and Opunake areas, landowners continue to be trained to undertake ongoing control. Urban: Traps continue to sell well with a focus in small gaps in the network.

### Outputs/Key performance indications

PERFORMANCE MEASURE	ACTUAL PERFORMANCE
Support voluntary control of rodents in urban areas aiming for 1 in 5 properties trapping or baiting.	Trap sales through both Mitre 10 stores continued along with volunteers undertaking trapping through reserves, staff continued to engage with key groups and planning for new towns trap roll out targeting Stratford and Opunake. The team continued to develop a corporate supporter programme working with interested companies to get their teams involved in urban trapping, some great internal trapping competitions have now begun.  NF E
Undertake mustelid control on 20,000ha in the Okato and Warea areas.	Contractors continued to lay traps in the Opunake and Oeo areas, funded trap checks will continue through January  NF E
Complete/maintain possums at zero density over 4,467 ha surrounding the Kaitake range and prevent re-infestation using a virtual barrier and electronic incursion detection system.	The remove phase of "detect and remove" continues, any possums detected will be hunted down and removed. The trap barrier continued to stop possums trying to get through to the zero area. We continue to work closely with TMP MWLC and ZIP on this cutting edge project. Of note one possum has been detected in the farmland after almost six months this incursion detection was expected and resources allocated to hunt the individual. There remains a few individuals on the National Park.  NF E

### Scoreboard – Outputs/Key performance indications



### Explanation for key performance indications other than "On target"

N/A

# Transport

## Regional land transport planning

Contributing to an effective, efficient and safe land transport system in the public interest.

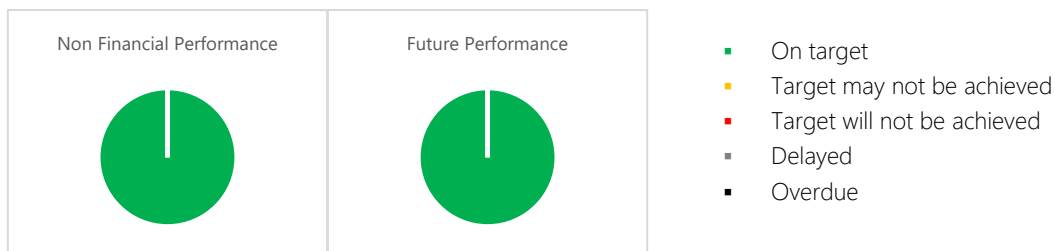
### Commentary/Highlights

The review of the Regional Public Transport Plan 2014/2024 was finalised December 2020. The Regional Land Transport Plan for Taranaki 2021/22 - 2026/27 was adopted in June 2021.

### Outputs/Key performance indications

PERFORMANCE MEASURE	ACTUAL PERFORMANCE
Review, monitor and make adjustments to the Regional Land Transport Plan, as required, in accordance with statutory requirements.	The Regional Land Transport Plan (RLTP) has been approved and adopted as at July 2021. There has been one new variation approved for a property purchase phase for the State Highway 3 Waitara to Bell Block improvement project.  NF E
Review and make adjustments to the Regional Public Transport Plan, as required, in accordance with statutory requirements.	RPTP is in place and operational, as reviewed December 2020.  NF E
Review and make adjustments to the Transport Activity Procurement Strategy, as required, in accordance with statutory requirements.	The Transport Activity Procurement Strategy is current and in accordance with statutory requirements.  NF E

### Scoreboard – Outputs/Key performance indications



### Explanation for key performance indications other than "On target"

N/A




## Passenger transport

Promoting the provision of community public transport in Taranaki and assist the transport needs of the transport disadvantaged.

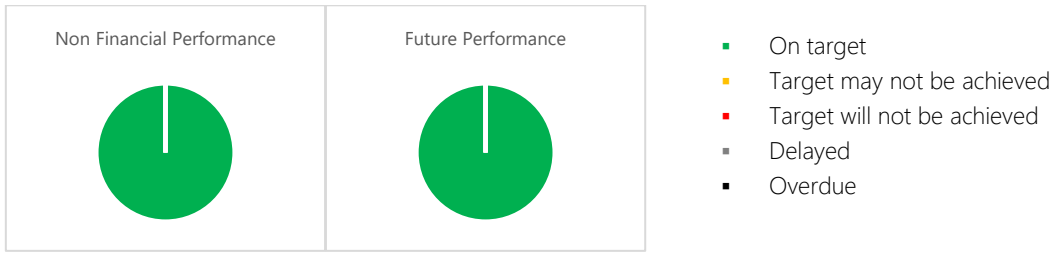
### Commentary/Highlights

The Total Mobility Scheme continues to assist people with impairments throughout the region. Trip numbers were up 12.2% this quarter compared to the corresponding quarter in 2020/2021. Year on year patronage was down 18% on the previous year in the TM space. This has been a direct impact of the ongoing lockdowns and the risk to those requiring the TM support. Existing passenger services continue to be provided throughout the region with ongoing monitoring of patronage, farebox recovery and the region's commerciality ratio. Total patronage across the services is up 7.3% on the corresponding quarter in 2020/2021 - again indicating continued recovery, and the new Integrated Ticketing system is becoming more embedded in customers minds around the journey.

### Outputs/Key performance indications

PERFORMANCE MEASURE	ACTUAL PERFORMANCE
Operate public transport services in the New Plymouth district and regional Taranaki consistent with the Regional Public Transport Plan subject to funding approval from the New Zealand Transport Agency and the availability of local share funding.	Passenger transport services in the New Plymouth district and regional Taranaki were operated consistently with the Regional Public Transport Plan.  
Monitor the region's bus service contracts including patronage growth and fare box recovery. Monitor the commerciality ratio of the region's public transport services and publish the ratio annually.	For the whole of PT the commerciality ratios are 15% across all services. This is in line with the usual drop off in patronage with reduced numbers on school and WITT services, and also the utilisation of 'free bus days' that were not utilised due to Covid-19 lockdowns during the year. Citylink at 16.3%, Southlink 7.60%, 6.20% and 12.2% respectively and the Connector 13.3%. The Your Connector service did not resume after the completion of the major road works as it was so close to the Christmas break. This is resuming 17th January 2022, and a return service to align with increased demand for secondary education.  
Provide Total Mobility subsidy assistance to qualifying persons through the New Zealand Transport Agency supported Total Mobility Scheme.	Total Mobility has been provided to all areas within the Taranaki region. There was a total of 4179 trips for the month of December 2021. Ironside provided 244 vs 352 compared to December 2020. Although figures are still down by 18.5% from this time last year, patronage is gradually increasing post lockdown.  

Scoreboard – Outputs/Key performance indications



Explanation for key performance indications other than "On target"

N/A


## Harbour management

Promoting safe navigation for all users of the waters of Port Taranaki.

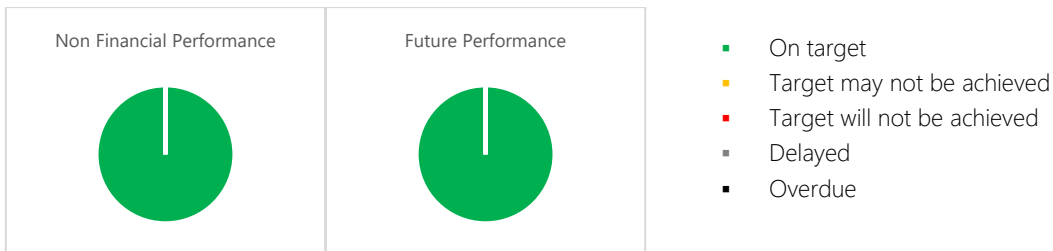
### Commentary/Highlights

There were no significant navigation and safety incidents at the port and there was compliance with the required codes and management systems.

### Outputs/Key performance indications

PERFORMANCE MEASURE	ACTUAL PERFORMANCE
Provide harbourmaster and harbour warden services for Port Taranaki and implement the Navigation Bylaw for Port Taranaki and Approaches. No significant breaches of the requirements of the New Zealand Port and Maritime Safety Code, including the Port Taranaki Harbour Safety Management System.	To date, no breaches have been reported. The Harbourmaster is continuing to make positive changes, including more stakeholder engagement/education work.  

### Scoreboard – Outputs/Key performance indications



### Explanation for key performance indications other than “On target”

N/A

# Hazard management

## Civil defence emergency management

Supporting, within the Taranaki community and Iwi, an integrated comprehensive emergency management system including hazard awareness, reducing risk, maintaining readiness, and providing response and recovery capacity and capabilities.

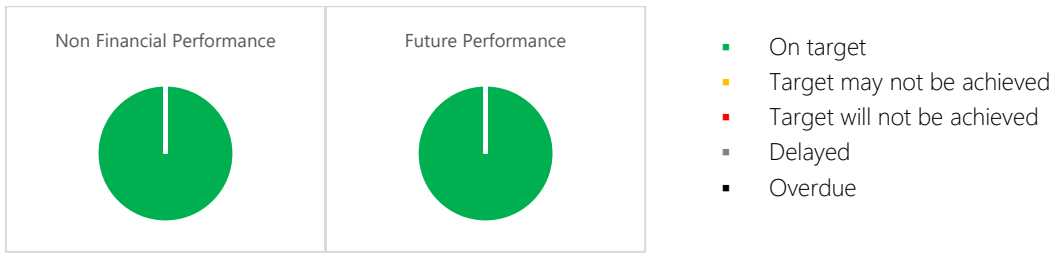
### Commentary/Highlights

The Taranaki Civil Defence Emergency Management (CDEM) Group has identified key areas for development, particularly the expansion and re-deployment of the Taranaki Emergency Management Office (TEMO) functions and responsibilities, to support and mentor district councils in delivery of CDEM functions at the local level, and re-structuring of previous governance and administrative delivery of CDEM activities. The Group Plan reflects the reviewed arrangements and agreements. Related work projects being implemented include implementation and development of territorial authority responsibilities and functions; ongoing analysis of and research into hazards and risks for the Taranaki region; strategic recovery planning; responding to Government CDEM sector reform; renovation and redevelopment of the TEMO building; a comprehensive training programme; and adoption and implementation of an annual work plan incorporating governance, risk identification and reduction, organisational resilience, and capacity and capability enhancement. Taranaki CDEM Group has undertaken an internally-driven audit, to track progress since the 2015 MCDEM review, with significant improvements scored in all areas. Final financial and operational performance against the 2019/2020 workplan and budget has been reported in September 2020, including budget allowances and estimates.

### Outputs/Key performance indications

PERFORMANCE MEASURE	ACTUAL PERFORMANCE
Support the Emergency Management office to implement, monitor and report upon the operative Civil Defence Emergency Management Group Plan for Taranaki, and each Civil Defence Emergency Management Annual Business Plan	<p>The Group is continuing to operate in accordance with its approved annual business plan and budget for 2021/2022. A quarterly report detailing progress against the annual business plan is provided to the joint committee each quarter. Regular meetings of council CDEM managers are receiving progress reports on individual council activities supporting the annual business plan.</p> <p><b>N E</b></p>
Support the Emergency Management office to maintain, review, and as needs be, implement effective response and recovery procedures to minimise harm or damage to people and property arising from emergency events.	<p>Work by TEMO supporting New Plymouth, Stratford and South Taranaki District Councils, for the support of EOCs and welfare delivery, continues. Delivery of training for EOC and ECC staff has been undertaken and future course sessions are scheduled. Appointments and development of Local Controllers, Welfare Managers, and Local Recovery Managers are being maintained. The CDEM Group's response and recovery framework is predicated on local response and recovery delivery (via District Council Emergency Operations Centres), and regional coordination through the Taranaki Emergency Management Office (TEMO) and the regional Emergency Coordination Centre. Specification and development of operational systems for use during response and recovery is underway and implemented, including review of standard operating procedures. An MOU between TRC and the TEMO office clarifies expectations around roles and staff deployment resourcing in the event of incidents and emergencies.</p> <p><b>N E</b></p>

### Scoreboard – Outputs/Key performance indications



### Explanation for key performance indications other than "On target"

N/A



## Flood management and general river control


Providing accurate and timely flood warnings, providing flood control advice and undertaking minor works and associated actions (audit of regional plans and consent applications to ensure activities are undertaken without an increased risk of flooding and river erosion) to minimise and prevent damage by floods and river erosion.

### Commentary/Highlights

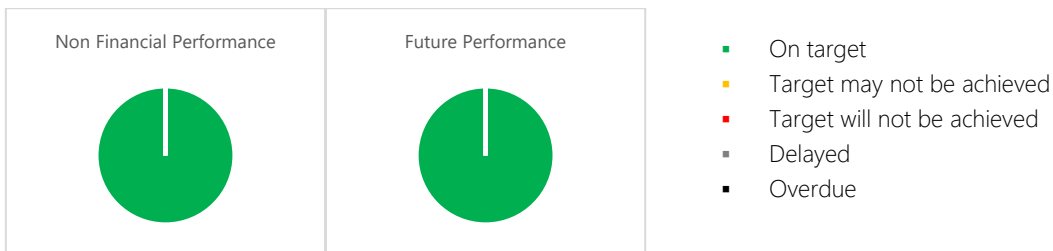
We are actively assisting and providing advice internally and to land and asset owners on matters relating to rivers and waterway management.

### Outputs/Key performance indications

PERFORMANCE MEASURE	ACTUAL PERFORMANCE
Effectively monitor rainfall and river levels and issue timely flood warnings. Maintain continuous monitoring systems (100% functional) and issue timely warnings for all cases, where necessary, in accordance with the Flood Event Standard Operating Procedure (approximately 35 warnings per annum).	<p>Meteorological and hydrometric monitoring sites were maintained to high level of operational standard, with no significant maintenance works required. All incoming telemetry data is monitored continuously and responded to in accordance with the procedures for the monitoring of severe weather and flood events. Twenty-one severe weather watch alerts (20 in 2020-2021) and ten warnings (six in 2020-2021) have been received from MetService in the year to December. Issued one flood warning in this period (two issued in 2020-2021).</p> <p><b>N E</b></p>
Undertake minor emergency river and flood control works when necessary.	<p>The flood protection schemes didn't experience significant damage in the last quarter, either from extreme events or other means. However, a small amount of funding (\$510) was spent replacing damaged chains with some wire rope and reinstating a damaged post on the Lower Waitara Flood Protection scheme.</p> <p><b>N E</b></p>
Respond to 100% of requests for drainage, river and flood control advice and assistance within ten working days.	<p>Provided advice, predominantly to farmers, on a range of requests for general advice on works in streams.</p> <p><b>N E</b></p>
Facilitate river control projects for the environmental enhancement of the region's waterways.	<p>The willow control programme continues, focusing on removal of willow in riparian areas to improve flood flows and enhance riparian vegetation.</p> <p><b>N E</b></p>

PERFORMANCE MEASURE	ACTUAL PERFORMANCE
<p>Resource management planners are given advice to ensure regional plan rule and consent conditions will not increase the risk of flooding or river erosion.</p>	<p>Advice has been given on a range of matters regarding the interpretation of regional plan rules and to provide technical assistance during the processing of resource consent applications. Work has been completed to draft a new flood protection bylaw, to protect TRC flood protection assets. Public consultation has been completed. The bylaws were approved following a hearing.</p> <p style="text-align: center;">  </p>

Scoreboard – Outputs/Key performance indications



Explanation for key performance indications other than "On target"

N/A

## River control schemes

Managing and maintaining river control scheme works to accepted design standards to minimise and prevent damage by floods and river erosion.

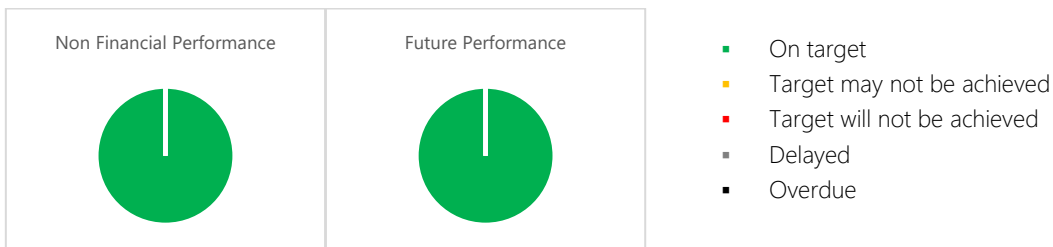
### Commentary/Highlights

An asset inspection was completed in December 2021 for the managed flood protection schemes. All schemes are considered to be in an acceptable condition. Minor areas of maintenance were identified and are in the process of being addressed or have already been addressed. Work is currently underway improving the overall asset management system to align with current best practice guidelines.

### Outputs/Key performance indications

PERFORMANCE MEASURE	ACTUAL PERFORMANCE
Manage all flood and river control schemes across the region in accordance with asset management plans or management plans; including Lower Waiwhakaiho, Lower Waitara, Opunake, Okato and Waitotara Schemes.	All schemes have been managed as per their asset management plans.  NF E
Manage other minor river schemes to standards as agreed with scheme participants.	No works were planned for this period.  NF E

### Scoreboard – Outputs/Key performance indications



### Explanation for key performance indications other than “On target”

N/A

# Recreation, culture and heritage

## Regional gardens




Ensuring that Hollard Gardens, Tupare and Pukeiti are maintained and enhanced as regionally significant recreational and heritage amenities.

### Commentary/Highlights

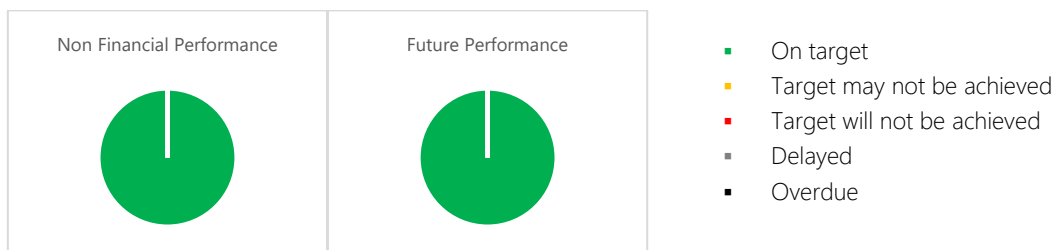
This quarter has again been variable across the gardens. Visitor numbers were flat for November and December however January compared favorably with pre covid numbers. Events have been adversely affected by the pandemic with cancellations, postponements and reorganising. Some aspects of the garden operation have also been a challenge due to the pandemic, staff shortages and the dry spell. However despite those issues the gardens continued to maintain the high standard of care for our community and our out of region visitors. We have begun work on new tracks in the Pukeiti rainforest and this will continue as weather permits through oncoming months.

### Outputs/Key performance indications

PERFORMANCE MEASURE	ACTUAL PERFORMANCE
Provide three regional gardens (Tupare, Hollard Gardens and Pukeiti) for free general use by the regional community. Tupare, Hollard Gardens and Pukeiti open to the public daily with unrestricted free general access.	<p>The gardens are open all day every day for free general use by the regional community and visitors. The gardens remain open under the traffic light system</p> <p><b>N E</b></p>
Encourage the increased use of the regional gardens by the community for recreational purposes and for specific events.	<p>Visitor numbers for last year: Pukeiti 68,217, Tupare 47,454 and Hollard Gardens 24,041 Events for the year: Pukeiti 70, Tupare 32 and Hollard Gardens 33. It is pleasing to note that despite the lock down there was an overall increase in visitor numbers for all three gardens. Our annual visitor survey showed strong growth from our Taranaki audience especially families as well as the urban areas of Auckland Wellington and Hamilton.</p> <p><b>N E</b></p>
<p>Continue implementing the Pukeiti asset management plans focusing on completing the upgrade works in the Zone 1 Garden, the rhododendron collection in Zone 2 and recreational development opportunities in Zone 3. Priority tasks to be completed include:</p> <ul style="list-style-type: none"> <li>· completing the Lodge and surrounds landscaping</li> <li>· continuing the enhancement of the garden and the rhododendron collection.</li> <li>· continuing the implementation of the Plant Collection Plan</li> <li>· refurbishing the plant borders</li> <li>· upgrading the outer ring tracks</li> <li>· completing the fit-out of the Lodge</li> <li>· continuing the growth in recreational activities with the construction of a fitness trail.</li> </ul>	<p>Lodge landscaping is complete including the concrete and landscaping work around the sculpture. The construction of the Family Hut and the Fitness Trails is complete. The tramlines tracks are on hold until all regulatory and compliance matters are covered off. As we move to the next stage of development, new interpretation is being planned with a focus on predator free Kaitake and historical information on the area. Regarding the Pukeiti Rainforest Bridge, we have selected the finalized design and are working through the next steps.</p> <p><b>N E</b></p>

PERFORMANCE MEASURE	ACTUAL PERFORMANCE
Continue implementing the Hollard Gardens asset management plans focusing on: <ul style="list-style-type: none"> <li>· installing a new toilet to meet demand in the Family Corner area</li> <li>· installing new stylized play equipment.</li> </ul>	Plan to build a shelter in the Old Garden to replace the demolished summerhouse Hill  
Continue implementing the Tupare asset management plans focusing on: <ul style="list-style-type: none"> <li>· continuing to improve the story telling</li> <li>· completing new art installation.</li> </ul>	Plan manufacture and install new art work on mary lane construct new steps on the bush walk  
Review and adopt asset management plans for Tupare, Hollard Gardens and Pukeiti by 31 October 2023.	Asset management plans for the three gardens have been completed and adopted for the 2021/2031 period  

Scoreboard – Outputs/Key performance indications



Explanation for key performance indications other than "On target"

N/A

## Yarrow Stadium

Facilitating the continued maintenance and development of Yarrow Stadium.

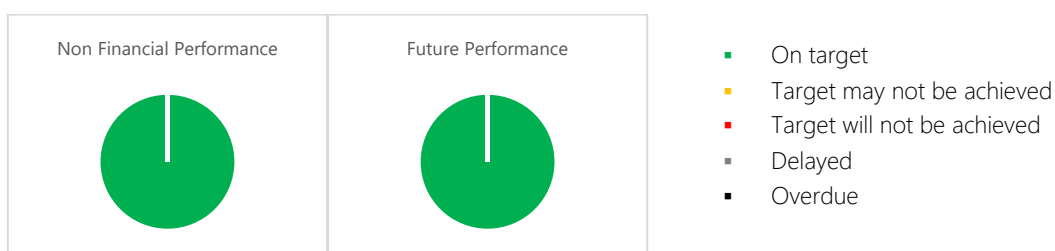
### Commentary/Highlights

Following on from the decisions made in 2019/2020 Annual Plan for the up to \$50m repair and refurbishment project, the Council has moved into implementation mode. Contracts have been let for the work on the West Stand - this is well underway. Contracts have been secured for the new field, the new lighting, the demolition of the East Stand and the design of the new East Stand. The demolition of the East Stand is complete. The Stadium is expected to be open for business, albeit without a new East Stand, prior to 30 June 2022.

### Outputs/Key performance indications

PERFORMANCE MEASURE	ACTUAL PERFORMANCE
Contract with New Plymouth District Council for the operation and management of Yarrow Stadium.	<p>The Trust and the New Plymouth District Council have a management agreement for the operation and management of Yarrow Stadium. New Plymouth District Council are operating and managing Yarrow Stadium under this agreement.</p> <p><b>N</b> <b>E</b></p>
Undertake asset management planning for the future maintenance, enhancement and development of Yarrow Stadium.	<p>A joint committee of the Council and the New Plymouth District Council have developed and adopted a strategic plan and associated 2015/2025 asset management plan for the long-term development of Yarrow Stadium. Asset management planning for 2018/2028 is on hold while the solutions for the results of earthquake assessments on the two Stands are implemented.</p> <p><b>N</b> <b>E</b></p>
Provide regional funding for the future maintenance, enhancement and development of Yarrow Stadium.	<p>Regional funding is provided to the Taranaki Stadium Trust for long-term maintenance and development at Yarrow Stadium. The 2021/2022 funding is being used for the repair and reinstatement programme.</p> <p><b>N</b> <b>E</b></p>

### Scoreboard – Outputs/Key performance indications



### Explanation for key performance indications other than “On target”

N/A

# Regional representation, advocacy and investment management

## Investment management

Ensuring that the equity, property and treasury investments owned by the Council are efficiently managed.

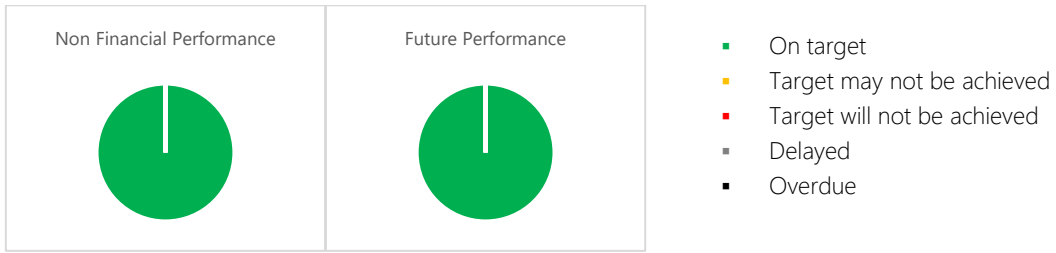
### Commentary/Highlights

Investment management activities are working well within defined policies and procedures. The annual general meeting of Port Taranaki Ltd has occurred with one director being reappointed. The current low interest rate environment is a positive for the borrowing programme but a negative for our investment portfolio.

### Outputs/Key performance indications

PERFORMANCE MEASURE	ACTUAL PERFORMANCE
Consider Port Taranaki's annual statement of corporate intent and monitor performance against established targets.	The 2021/2022 SCI was considered in August 2021. Port Taranaki Ltd's performance was reviewed when considering their 2020/2021 Annual Report in September 2021. Performance for the half year to 31 December 2021 will be reviewed in March 2022. Performance against standards set in the statement of corporate intent is reported in the annual report.  <b>N E</b>
Appoint Directors at Port Taranaki Ltd's annual general meeting and at other times as required.	Directors reappointment to the Board of Directors will be considered at the Port Taranaki Ltd annual general meeting (AGM). Councillor Littlewood is due for reappointment and was reappointed at the AGM.  <b>N E</b>
Undertake on-going liaison with port company directors and management.	Regular formal and informal briefings and discussions occurred between the company/board and the Council throughout 2021/2022.  <b>N E</b>
Manage and, where appropriate, divest leasehold land in accordance with the Investment Policy.	Leasehold land is managed in accordance with the Council's Investment Policy. A 4% return from leasehold land rentals is expected in 2021/2022.  <b>N E</b>
Manage and maximise returns from treasury investments in accordance with the Investment Policy.	All treasury investments are in accordance with the Council's Investment Policy.  <b>N E</b>

### Scoreboard – Outputs/Key performance indications



### Explanation for key performance indications other than "On target"

N/A



## Community engagement

Promoting community awareness, understanding and involvement with the Council's functions and activities, together with demonstrating the value and contribution of the work of the Council to the region.

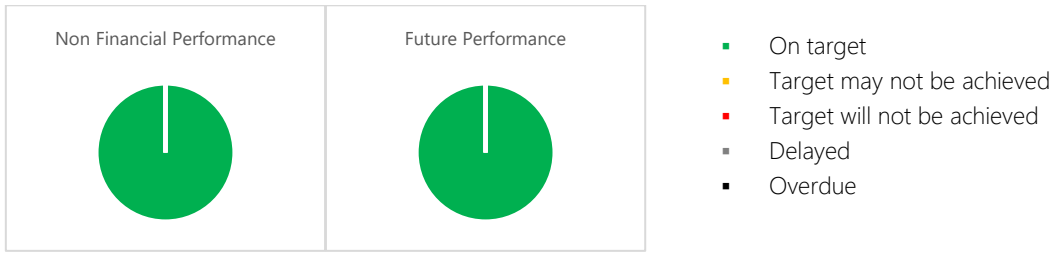
### Commentary/Highlights

Communications to successfully manage engagement on key projects such as the implementation of the Essential Freshwater Package, Yarrow Stadium have been a continued focus. Significant communications and marketing resources are dedicated to supporting the Towards Predator-Free Taranaki project and attracting visitors to the regional gardens. The environmental education programme, including Enviroschools, continues to be busy and successful, with demand outstripping our capacity to delivery. Council's Talking Taranaki newsletter is among the many channels used to communicate with the public and has been published three times this year, with a further two editions planned for the current financial year. Advertising, email, and social media are also used to share news of the Council's work and seek feedback from the public.

### Outputs/Key performance indications

PERFORMANCE MEASURE	ACTUAL PERFORMANCE
<p>Engage with the community across a range of channels including print and digital publications, news media, websites, mobile and social media. Produce five bi-monthly editions of the Council newsletter and publish through print and digital channels.</p>	<p>A range of communication activities have been undertaken to support Council programmes: new content is added to the website each week and social media activity continues with an audience of approx 17.9 K across 8 pages. Advertising and communication to promote the "Can I Swim Here?" and "Check, Clean, Dry" programme continues in December and into January. Media enquiries regarding Yarrow Stadium, swim water quality and the condition of Opunake Lake have been responded to during traditionally quiet Christmas/New Year period, and proactive statements have been made about minimising dust disturbance during summer. The popular weed wizard videos have also kicked off in 2022.</p> <p style="text-align: center;"><b>N E</b></p>
<p>Implement the environmental awards programme.</p>	<p>Environmental Award winners were presented their awards in a series of small scale events at Council's Stratford offices in late 2021. Planning for the 2022 event will get underway in February, with approaches to sponsors to fill several vacant sponsorship slots.</p> <p style="text-align: center;"><b>N E</b></p>
<p>Provide an on-going environmental education programme for school children and the wider community including class visits, field trips, the Pukeiti Rainforest School and support for community projects.</p>	<p>Across Education and Enviroschools, Council officers are working with preschool, primary, intermediate and high school students throughout the region. In December, 235 students from six schools attended environmental education field trips or attended in-classroom learning. For the year-to-date, 3,429 students have attended programmes (note that this total includes some students who have attended more than one session), which is slightly below the half-year target of 4,000 students in a Covid-affected learning environment. Thirty educators have participated in sustainability and environmental education planning and training.</p> <p style="text-align: center;"><b>N E</b></p>

### Scoreboard – Outputs/Key performance indications



### Explanation for key performance indications other than "On target"

N/A

## Advocacy and response

Advocating and responding, on behalf of the Taranaki community, to initiatives proposed by other agencies, when those initiatives affect the statutory responsibilities of the Council or relate to matters of regional significance, which are of interest or concern to the people of Taranaki.

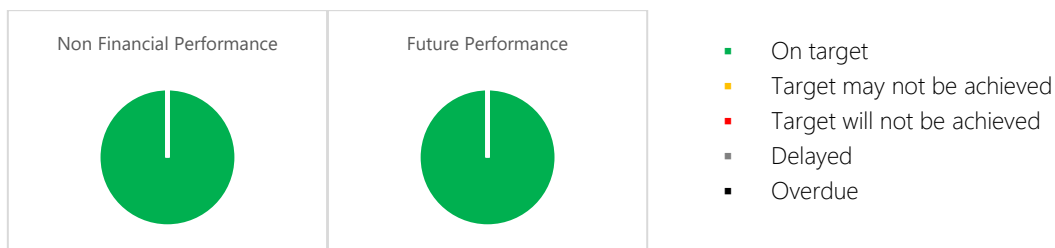
### Commentary/Highlights

So far this year 12 submissions have been prepared. This is higher than normal and reflects input to the a number of the Government's fast track programmes. Senior staff also continue to be involved in various forums associated with policy development, advocacy, liaison, and in response to a range of national proposals.

### Outputs/Key performance indications

PERFORMANCE MEASURE	ACTUAL PERFORMANCE
Assess the implications of policy initiatives proposed by other agencies including discussion documents, proposed policies, strategies, plans and draft legislation, and respond within required timeframes on approximately 20 occasions per year.	Related to the other measure, current work on draft submissions and establishing regular liaison with TLA's and VT.  NF E

### Scoreboard – Outputs/Key performance indications



### Explanation for key performance indications other than "On target"

N/A

## Governance

Facilitating public representation by the Council and its committees in accordance with statutory requirements.

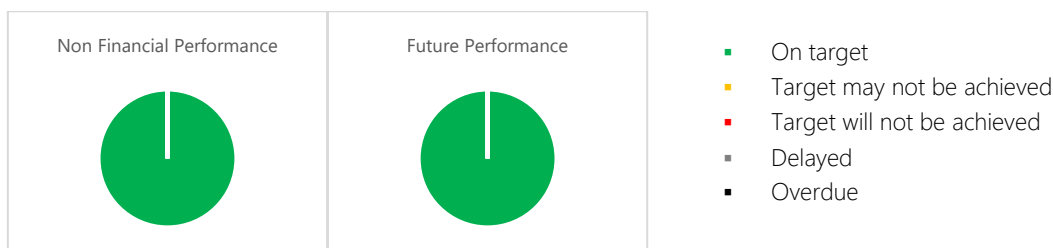
### Commentary/Highlights

The Council remains on target with all its statutory governance and engagement obligations. The 2020/2021 Annual Report was adopted on 21 September 2021. Preparations for the 2022/2023 Annual Plan have commenced. The representation review for the 2022 elections is progressing through its various steps with a hearing the representation review being held prior to Christmas 2021. A decision from the Local Government Commission is expected to be aligned to decisions on New Plymouth District Council representation review due to alignment of constituency and ward boundaries.

### Outputs/Key performance indications

PERFORMANCE MEASURE	ACTUAL PERFORMANCE
Completion of statutory planning and reporting documents (Long-Term Plan, Annual Plans and Annual Reports) within statutory requirements.	Statutory planning and reporting accountability documents have all been prepared within statutory requirements and timeframes. The 2020/2021 Annual Report was adopted on 21 September 2021. Preparations for the 2022/2023 Annual Plan have commenced.  NF E
Preparation of agendas and minutes and the conduct of meetings in accordance with Standing Orders and the Local Government Official Information and Meetings Act 1987.	All meetings are conducted in accordance with adopted Standing Orders and the Local Government Official Information and Meetings Act 1987. Agendas are publicly available at least 48 hours before each meeting and minutes are prepared and adopted for all meetings.  NF E
Conduct of triennial local authority elections without any need for re-conduct of the elections as a result of judicial review.	The 2019 local authority elections were held in October 2019. The elections were successfully completed with no appeals or judicial reviews held. The next local authority elections are in October 2022.  NF E

### Scoreboard – Outputs/Key performance indications



### Explanation for key performance indications other than "On target"

N/A

[www.trc.govt.nz](http://www.trc.govt.nz)