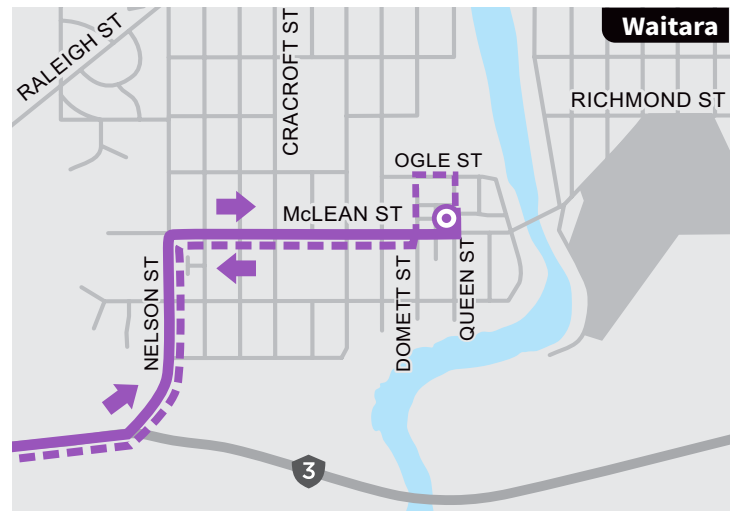
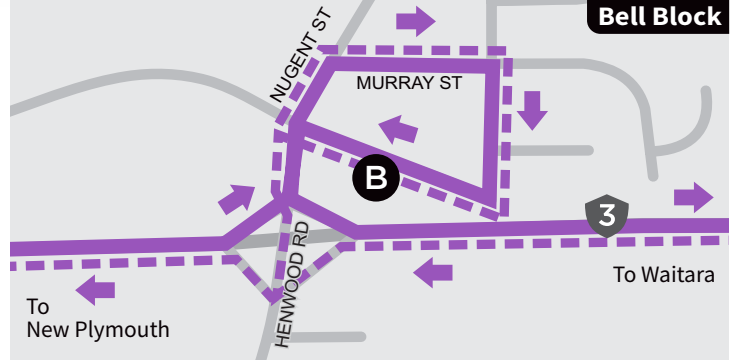
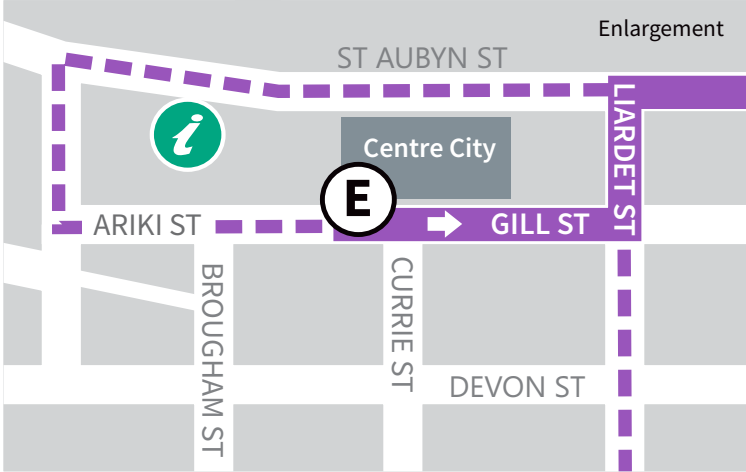


# ROUTE 19 Waitara Express

MONDAY TO FRIDAY

DESIGNATED STOPS ONLY



## KEY

- Bus stop shelter
- Bus stop
- R19 from NP
- R19 from Waitara
- i-Site Puke Ariki
- Centre City

## R19 Waitara Express NP to Waitara via Bell Block

Depart Ariki St (E)	Bell Block Warehouse (B)	Waitara Queen St
<b>7.30 AM</b>	7.40 AM	7.55 AM
<b>9.00</b>	9.10	9.30
<b>11.00</b>	11.10	11.30
<b>3.30 PM</b>	3.40 PM	3.55 PM
<b>5.15</b>	5.25	5.45

## R19 Waitara Express Waitara to NP via Bell Block

Waitara Queen St	Bell Block Warehouse (B)	Lizardet St	Arrive Ariki St (E)
<b>8.00 AM</b>	8.10 AM	8.28 AM	8.30 AM
<b>10.00</b>	10.10	10.28	10.30
<b>12.00 PM</b>	12.10 PM	12.28 PM	12.30 PM
<b>4.00</b>	4.10	4.28	4.30
<b>5.50</b>	6.00	6.18	6.20

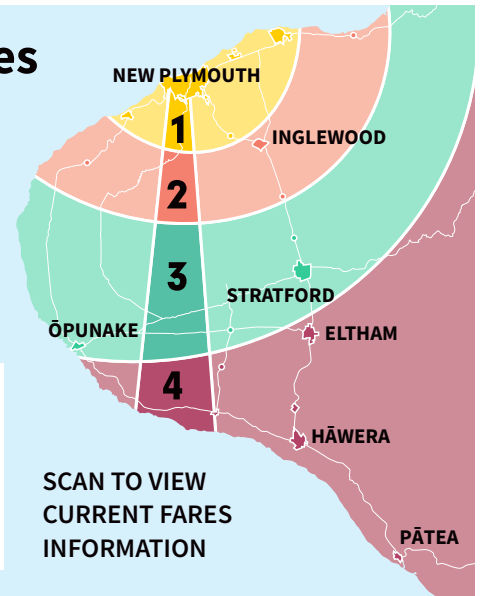


SCAN TO DOWNLOAD  
transit APP

Times in **BOLD** are scheduled, all other times are approximate  
EFFECTIVE FROM 20 MAY 2024

Citylink is operated by Transit Coachlines with the support of the Taranaki Regional Council

## Fare Zones



SCAN TO VIEW  
CURRENT FARES  
INFORMATION

Ph 0800 87 22 87

[www.taranakibus.info](http://www.taranakibus.info)

TaranakiPublicTransport

## How to use the bus

### Catching your bus

- Stand on the footpath near the front of the designated bus stop. Some bus stops are used by more than one route, so as the bus approaches, check the route number and destination displayed on the front of the bus.
- Raise your arm as a signal to the driver that you want the bus to stop.

### On the bus

For your own safety and comfort, as well as those around you, please:

- Do not smoke, eat, drink, vape or play loud music
- If the bus is busy, please offer your seat to someone who may need it more than you – for example someone who is older, pregnant or travelling with young children
- Relax and enjoy your ride!

### Leaving the bus

- As you approach the stop where you want to get off, press the bell once.
- Before leaving the bus, please check you have all your belongings.

### Code of conduct

A code of conduct is in place for the Taranaki public transport network. For more info visit [www.taranakibus.info](http://www.taranakibus.info)

### Lost property

If you have lost an item on the bus, please contact the team at TRANZIT between 8am-5pm weekdays.

Ph: 0800 87 22 87

Email: [npl@tranzit.co.nz](mailto:npl@tranzit.co.nz)

Office: 15 Sunley St. New Plymouth

## IS YOUR BEE CARD MIS-BEE-HAVING?

Contact Taranaki's Bee Team...

@ Email us at:  
[transport@trc.govt.nz](mailto:transport@trc.govt.nz)

☎ **0800 BEE TRC**  
**[0800 233 872]**

Weekdays only 8am-5pm

### Tag on tag off

Bee Card is a tag on tag off ticketing system - when you board the bus, hold your card over the card reader to tag on. Wait for the beep and green screen, then you're ready to go.

When you've reached your destination, do the same again to tag off. It's important to tag off to ensure you are charged the correct fare.

### Manage your Bee Card

Bee Cards need to be registered to a Bee Card account to enable the online top up function and to protect your balance if you lose your card. You can also manage multiple cards in one Bee Card account, ideal for families with multiple cards.



**Citylink** TIMETABLE  
**ROUTE 19**  
Waitara Express service

EFFECTIVE FROM 20 MAY 2024

**Citylink**

Ph 0800 87 22 87

TaranakiPublicTransport  
[www.taranakibus.info](http://www.taranakibus.info)

Taranaki  
Regional Council

tranzit  
coachlines

NPDC

GO  
Mā Ake

Bee  
beecard.co.nz

**You don't need a Bee Card to take the bus, but it is cheaper when you have one.**

Apply for a Bee Card online or pick one up from any of our retailers.  
Go to: [www.BeeCard.co.nz](http://www.BeeCard.co.nz)

**BUS BETTER WITH**

